



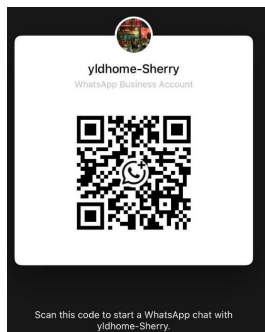
# FACTORY FOVERVIEW

Shenzhen YLD Home Appliances Limited



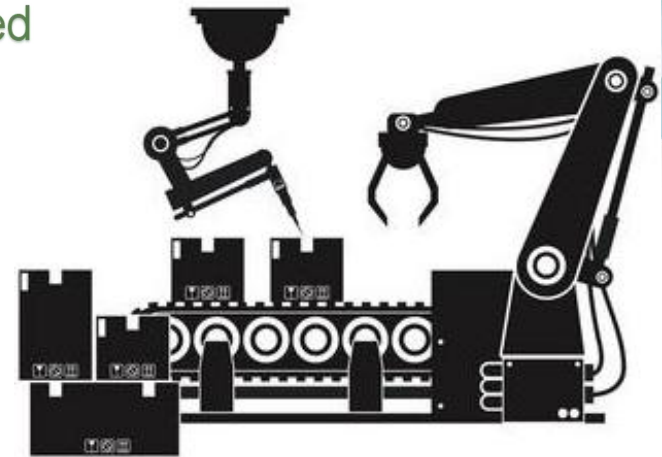
Scan QR code to add me

wechat



whatsapp

[Sherry@yld-home.com](mailto:Sherry@yld-home.com)



# Tooling workshop in House with Automation



## Tooling Dept.

Tooling lead time :20-35 days .

Total : 30 pcs CNC machines




## Heating Dept. etc

Daily capacity :  
30,000pcs

## Painting Dept.

4 Automatic painting lines.

Daily capacity  
120,000pcs



## Hardware Dept.

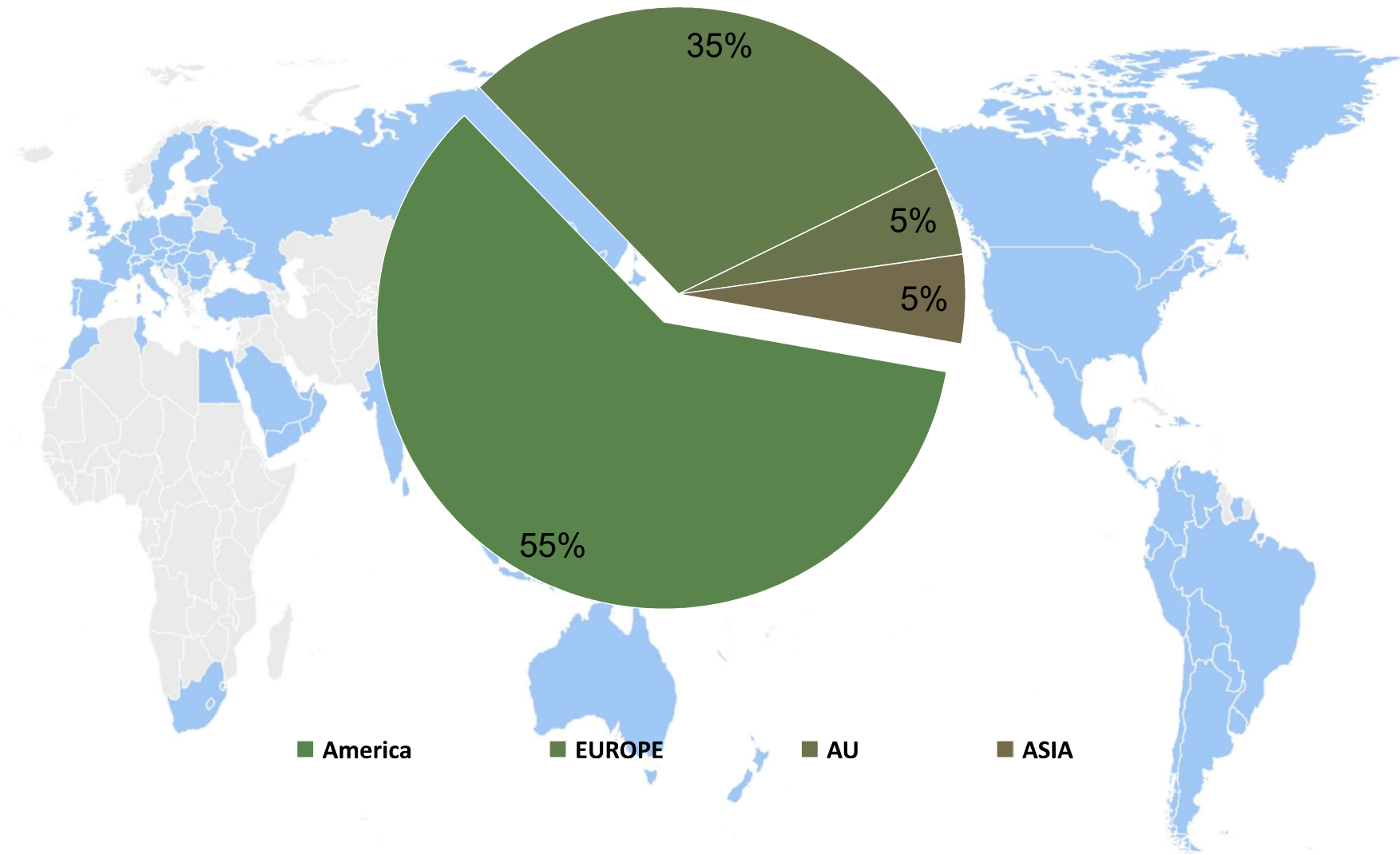
Daily capacity :  
100,000pcs

## PCB Assembly Dept.

Daily capacity : 50,000pcs



# Markets



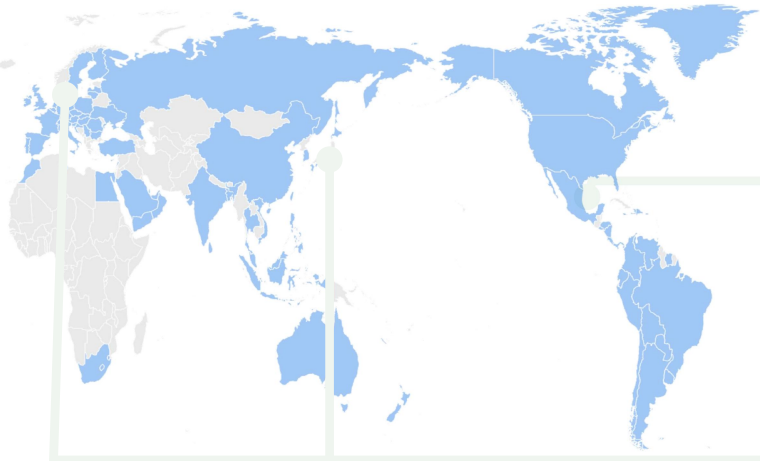
■ America

■ EUROPE

■ AU

■ ASIA

# Major Customers



America

Europe

Asia & Others

Business destination country distributes around the world, the United States, the England, Germany, France and other more than 70 countries and regions.



# Factory Qualification

## System certification



## Client certification



# PRODUCTS PROPOSAL





Model:  
HB6001

HAND BLENDER



**HB6001**  
4-in-1 Immersion  
Hand Blender  
Variable speed adjustment  
Turbo Mode  
Detachable Design



**TURBO Boost**  
Powerful Motor  
Low noise and shake  
Energy and time saving  
3X longer life time

**DESCRIPTION**

- 500/1000/1200W, 220-240V, 50/60Hz
- Powerful and quiet pure copper DC motor
- Comfort-grip handle
- Detachable main body
- Single push-button with stepless speed by pressing control
- Optional Accessories: 600ML Beaker, 800ML Chopper, Egg Whisk, Milk Frother, Potato Masher.

**OPTIONAL ACCESSORIES**



**COLOUR MATCHING**



**CONTAINER LOADING QUANTITY**

Model No.	Product Size(mm)	Gift Box Size(mm)	Carton Box Size(mm)	PCS/CTN	N.W./G.W. (kgs)	QTY 20'FT	QTY 40'FT	QTY 40'HQ
HB6001	120*70*230	125*70*240	375*295*245	12	8.39 /10.93	10416	21456	23580
HB6001	2 in 1 set	105*105*415	435*330*430	12	9.58 /12.12	5448	11280	13224
HB6001	4 in 1 set	250*135*250	515*285*515	8	9.8 /12.6	3072	6304	7000



**HB3307S**  
4-in-1 Immersion  
Hand Blender  
Variable speed adjustment  
Turbo Mode  
Detachable Design



**Precise 6 Adjustable Speeds**

Fit different foods  
and purposes  
One-Hand Control  
make cooking  
life easier

**DESCRIPTION**

- 500/1000/1200W, 220-240V, 50/60Hz
- Powerful and quiet pure copper DC motor
- Comfort-grip handle
- Detachable main body
- Push-button control
- Variable speeds/Stepless speeds
- Optional Accessories: 600ML Beaker, 800ml Chopper Bowl, Egg whisk, Milk frother.

**OPTIONAL ACCESSORIES**



**COLOUR MATCHING**



**CONTAINER LOADING QUANTITY**

Model No.	Product Size(mm)	Gift Box Size(mm)	Carton Box Size(mm)	PCS/CTN	N.W./G.W. (kgs)	QTY 20'FT	QTY 40'FT	QTY 40'HQ
HB3307S	70*70*395	75*75*415	318*240*435	12	12.8 /14.7	10416	21312	24768
HB3307S	2 in 1 set	100*100*415	415*315*435	12	13.6 /15.3	5928	12432	14352
HB3307S	4 in 1 set	235*142*245	441*250*505	6	12 /14.7	3144	6666	7500



Model:  
HB3307S



HAND BLENDER

Model:  
HB6002



**DESCRIPTION**

- 500/1000/1200/1500W, 220-240V, 50/60Hz
- Powerful and quiet pure copper DC motor
- Comfort-grip handle, Detachable main body
- Liquid crystal display
- Double push-button control
- Variable speed ( 21 speeds )
- Optional Accessories: 600ML Beaker, 800ML Chopper, Egg Whisk, Milk Frother, Potato Masher

**OPTIONAL ACCESSORIES**



**COLOUR MATCHING**



**CONTAINER LOADING QUANTITY**

Model No.	Product Size(mm)	Gift Box Size(mm)	Carton Box Size(mm)	PCS/CTN	N.W./G.W. (kgs)	QTY 20'FT	QTY 40'FT	QTY 40'HQ
HB6002	120*70*230	125*70*240	375*295*245	12	8.39 /10.93	10416	21456	23580
HB6002	2 in 1 set	105*105*415	435*330*430	12	9.58 /12.12	5448	11280	13224
HB6002	4 in 1 set	250*135*250	515*285*515	8	9.8 /12.6	3072	6304	7000

## HAND BLENDER

Model:  
**HB6005**



### DESCRIPTION

- 500/1000/1200/1500W, 220-240V, 50/60Hz
- Powerful and quiet pure copper DC motor
- Comfort-grip handle. Detachable main body
- Liquid crystal display
- Double push-button control
- Variable speed ( 21 speeds )
- Optional Accessories: 600ML Beaker, 800ML Chopper, Egg Whisk, Milk Frother, Potato Masher

### OPTIONAL ACCESSORIES



### STYLE MATCHING



### CONTAINER LOADING QUANTITY

Model No.	Product Size(mm)	Gift Box Size(mm)	Carton Box Size(mm)	PCS/CTN	N.W./G.W.(kgs)	QTY 20'FT	QTY 40'FT	QTY 40'HQ
HB6005	120*70*230	125*70*240	375*295*245	12	8.39 /10.93	10416	21456	23580
HB6005	2 In 1 set	105*105*415	435*330*430	12	9.58 /12.12	5448	11280	13224
HB6005	4 In 1 set	250*135*250	515*285*515	8	9.8 /12.6	3072	6304	7000

## 4-IN-1, HOME MULTI-FUNCTION BLENDER STICK

Model:  
**HB3310**

**NEW**



### DESCRIPTION

- 500/1000/1200/1500W, 220-240V, 50/60Hz
- Powerful and quiet pure copper DC motor
- Comfort-grip handle
- Detachable main body
- Double push-button control
- Variable speed ( 21 speeds )
- Optional Accessories: 600ML Beaker, 800ML Chopper, Egg Whisk, Milk Frother, Potato Masher

### OPTIONAL ACCESSORIES



### COLOUR MATCHING



### CONTAINER LOADING QUANTITY

Model No.	Product Size(mm)	Gift Box Size(mm)	Carton Box Size(mm)	PCS/CTN	N.W./G.W.(kgs)	QTY 20'FT	QTY 40'FT	QTY 40'HQ
HB3310	70*70*415	75*75*430	320*240*448	12	13.8 /15.7	9768	21084	24192
HB3310	2 in 1 set	100*100*460	420*315*480	12	14.3 /15.8	5400	11328	12960
HB3310	4 in 1 set	235*142*245	441*250*505	6	13.5 /15.4	3144	6666	7500



Model: HB6006



**HB6006**  
4-in-1 Immersion Hand Blender  
Variable speed adjustment



**TURBO Boost Powerful Motor**  
Balanced for power and long-lasting durability

**DESCRIPTION**

- 400W/600W/800W/1000W
- Powerful DC motor with low working noise
- 2 speed soft-touch switch, variable speed control
- Stylish outlook with elegant design
- Slim ergonomic body design for easy handling
- Plastic injection main housing
- Detachable s.s blending sticker with S.S blade.
- Optional accessories: 600ml beaker, 800ml chopper, egg whisk, milk frother, potato masher.



**CONTAINER LOADING QUANTITY**

Model No.	Product Size(mm)	Gift Box Size(mm)	Carton Box Size(mm)	PCS/CTN	N.W./G.W.(kgs)	QTY 20'FT	QTY 40'FT	QTY 40'HQ
HB6006	120*70*230	125*70*240	375*295*245	12	8.39 /10.93	10416	21456	23580
HB6006	2 in 1 set	105*105*415	435*330*430	12	9.58 /12.12	5448	11280	13224
HB6006	4 in 1 set	250*135*250	515*285*515	8	9.8 /12.6	3072	6304	7000



**HB6007**  
4-in-1 Immersion Hand Blender  
Variable speed adjustment



**FASTER, FINER, DURABLE BLADES**  
304 stainless steel blades  
Always sharp



Model: HB6007



**DESCRIPTION**

- 400W/600W/800W/1000W
- Powerful DC motor with low working noise
- 2 speed soft-touch switch, variable speed control
- Stylish outlook with elegant design
- Slim ergonomic body design for easy handling
- Plastic injection main housing
- Detachable s.s blending sticker with S.S blade.
- Optional accessories: 600ml beaker, 800ml chopper, egg whisk, milk frother, potato masher.

**CONTAINER LOADING QUANTITY**

Model No.	Product Size(mm)	Gift Box Size(mm)	Carton Box Size(mm)	PCS/CTN	N.W./G.W.(kgs)	QTY 20'FT	QTY 40'FT	QTY 40'HQ
HB6007	120*70*230	125*70*240	375*295*245	12	8.39 /10.93	10416	21456	23580
HB6007	2 in 1 set	105*105*415	435*330*430	12	9.58 /12.12	5448	11280	13224
HB6007	4 in 1 set	250*135*250	515*285*515	8	9.8 /12.6	3072	6304	7000



**2 BLADES - MADE OF 304 STAINLESS STEEL**

Model: HB6008



**DESCRIPTION**

- 400W/600W/800W/1000W
- Powerful DC motor with low working noise
- 2 speed soft-touch switch, variable speed control
- Stylish outlook with elegant design
- Slim ergonomic body design for easy handling
- Plastic injection main housing
- Detachable s.s blending sticker with S.S blade.
- Optional accessories: 600ml beaker, 800ml chopper, egg whisk, milk frother, potato masher.



**UP TO 17,000 ROUNDS PER MINUTE**



**CONTAINER LOADING QUANTITY**

Model No.	Product Size(mm)	Gift Box Size(mm)	Carton Box Size(mm)	PCS/CTN	N.W./G.W.(kgs)	QTY 20'FT	QTY 40'FT	QTY 40'HQ
HB6008	120*70*230	125*70*240	375*295*245	12	8.39 /10.93	10416	21456	23580
HB6008	2 in 1 set	105*105*415	435*330*430	12	9.58 /12.12	5448	11280	13224
HB6008	4 in 1 set	250*135*250	515*285*515	8	9.8 /12.6	3072	6304	7000

Model:  
HB6010



**HB6010**  
4-in-1 Immersion  
Hand Blender  
Variable speed adjustment

**One-hand to Adjust the Speed**  
Press the button deeper, the faster speed will be



**DESCRIPTION**

- 400W/600W/800W/1000W
- Powerful DC motor with low working noise
- 2 speed soft-touch switch, variable speed control
- Stylish outlook with elegant design
- Slim ergonomic body design for easy handling
- Plastic injection main housing
- Detachable s.s blending sticker with S.S blade.
- Optional accessories: 600ml beaker, 800ml chopper, egg whisk, milk frother, potato masher.

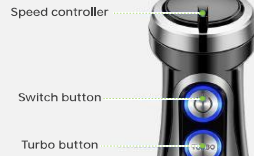
**CONTAINER LOADING QUANTITY**

Model No.	Product Size(mm)	Gift Box Size(mm)	Carton Box Size(mm)	PCS/CTN	N.W./G.W.(kgs)	QTY 20'FT	QTY 40'FT	QTY 40'HQ
HB6010	120*70*230	125*70*240	375*295*245	12	8.39/10.93	10416	21456	23580
HB6010	2 in 1 set	105*105*415	435*330*430	12	9.58/12.12	5448	11280	13224
HB6010	4 in 1 set	250*135*250	515*285*515	8	9.8/12.6	3072	6304	7000



**HB6018**  
4-in-1 Immersion  
Hand Blender  
Variable speed adjustment

**Variable speed controls**



Model:  
HB6018

**DESCRIPTION**

- 400W/600W/800W/1000W
- Powerful DC motor with low working noise
- 2 speed soft-touch switch, variable speed control
- Stylish outlook with elegant design
- Slim ergonomic body design for easy handling
- Plastic injection main housing
- Detachable s.s blending sticker with S.S blade.
- Optional accessories: 600ml beaker, 800ml chopper, egg whisk, milk frother, potato masher.



**CONTAINER LOADING QUANTITY**

Model No.	Product Size(mm)	Gift Box Size(mm)	Carton Box Size(mm)	PCS/CTN	N.W./G.W.(kgs)	QTY 20'FT	QTY 40'FT	QTY 40'HQ
HB6018	120*70*230	125*70*240	375*295*245	12	8.39/10.93	10416	21456	23580
HB6018	2 in 1 set	105*105*415	435*330*430	12	9.58/12.12	5448	11280	13224
HB6018	4 in 1 set	250*135*250	515*285*515	8	9.8/12.6	3072	6304	7000

**HAND BLENDER  
1000W**

Model:  
HB6019



**HB6019**  
4-in-1 Immersion  
Hand Blender  
Variable speed adjustment

**DESCRIPTION**

- 400W/600W/800W/1000W
- Powerful DC motor with low working noise
- 2 speed soft-touch switch, variable speed control
- Stylish outlook with elegant design
- Slim ergonomic body design for easy handling
- Plastic injection main housing
- Detachable s.s blending sticker with S.S blade.
- Optional accessories: 600ml beaker, 800ml chopper, egg whisk, milk frother, potato masher.

**HIGH EFFICIENCY CUTTING  
ELECTRIC BLENDER**

2-leaves 304 stainless steel blade  
and 1000W high-power

Model:  
HB6021



**HB6021**  
3-in-1 Immersion  
Hand Blender  
Variable speed adjustment

**DESCRIPTION**

- 400W/600W/800W/1000W
- Powerful DC motor with low working noise
- 2 speed soft-touch switch, variable speed control
- Stylish outlook with elegant design
- Slim ergonomic body design for easy handling
- Plastic injection main housing
- Detachable s.s blending sticker with S.S blade.
- Optional accessories: 600ml beaker, 800ml chopper, egg whisk, milk frother, potato masher.



**CONTAINER LOADING QUANTITY**

Model No.	Product Size(mm)	Gift Box Size(mm)	Carton Box Size(mm)	PCS/CTN	N.W./G.W.(kgs)	QTY 20'FT	QTY 40'FT	QTY 40'HQ
HB6019 & HB6021	120*70*230	125*70*240	375*295*245	12	8.39/10.93	10416	21456	23580
HB6019 & HB6021	2 in 1 set	105*105*415	435*330*430	12	9.58/12.12	5448	11280	13224
HB6019 & HB6021	4 in 1 set	250*135*250	515*285*515	8	9.8/12.6	3072	6304	7000

# Stepless

## New Patent New Technique

The unique variable speed control allows for one-handed use to blend food. Press lightly for low-speeds to whip foods such as eggs, and a little harder for whipped cream. When pressed all the way down Turbo Boost is engaged, which provides ultimate blending, chopping and whipping power.



### Cordless hand blender TP-2019

#### DESCRIPTION

- 120W
- DC7.4V / 50/60Hz
- 2000mAh 10C 18650
- DC motor, low noise
- One button with speed control



#### SHOW DETAILS



1. Power indicator.
2. Easy touch button.
3. Release button easily.
4. Food grade chopping blade.

Cordless hand  
blender



Cordless hand blender

## TP-2020

### DESCRIPTION

- 120W
- DC7.4V / 50/60Hz
- 2000mAh 10C 18650
- DC motor, low noise
- One button with speed control



### SHOW DETAILS



1. Power indicator.
2. Easy touch button.
3. Release button easily.
4. Food grade chopping blade.



Hand Blender

## TP-2021

### DESCRIPTION

- CE/FCC certificate rated input power
- 500W/700W/1000W/1300W/1600W
- GS/CB certificate rated input power
- 300W/400W/600W/800W/1000W
- DC motor, low noise
- Two button with speed control and blue light indicator.
- Plastic housing with chrome plated decoration.
- Stainless steel blades, suitable for hot and cold ingredient.
- Ergonomic hook handle design.
- Combined with patent Integratec® system. Dishwasher safe!

Integratec®



Quick&Easy to Clean

Simply Rinse or Immerse Accessories in Warm Water After Use





Hand Blender

## TP-2022

### DESCRIPTION

- CE/FCC certificate rated input power
- 500W/700W/1000W/1300W/1600W
- GS/CB certificate rated input power
- 300W/400W/600W/800W/1000W
- DC motor, low noise
- Two button with speed control and blue light indicator.
- Plastic housing with chrome plated decoration.
- Stainless steel blades, suitable for hot and cold ingredient.
- Ergonomic hook handle design.
- Combined with patent **Integratec**® system. Dishwasher safe!

### Stepless



Hand Blender

## TP-2022

### DESCRIPTION

- CE/FCC certificate rated input power
- 500W/700W/1000W/1300W/1600W
- GS/CB certificate rated input power
- 300W/400W/600W/800W/1000W
- DC motor, low noise
- Two button with speed control and blue light indicator.
- Plastic housing with chrome plated decoration.
- Stainless steel blades, suitable for hot and cold ingredient.
- Ergonomic hook handle design.
- Combined with patent **Integratec**® system. Dishwasher safe!

### Integratec®





Hand Blender

## TP-2023

### DESCRIPTION

- CE/FCC certificate rated input power  
- 500W/700W/1000W/1300W/1600W
- GS/CB certificate rated input power  
- 300W/400W/600W/800W/1000W
- DC motor, low noise
- Two button with speed control and blue light indicator.
- Plastic housing with chrome plated decoration.
- Stainless steel blades, suitable for hot and cold ingredient.
- Ergonomic hook handle design.
- Combined with patent **Integratec**® system. Dishwasher safe!
- Patented stepless speed adjusting.



Hand Blender

## TP-2023

### DESCRIPTION

- CE/FCC certificate rated input power  
- 500W/700W/1000W/1300W/1600W
- GS/CB certificate rated input power  
- 300W/400W/600W/800W/1000W
- DC motor, low noise
- Two button with speed control and blue light indicator.
- Plastic housing with chrome plated decoration.
- Stainless steel blades, suitable for hot and cold ingredient.
- Ergonomic hook handle design.
- Combined with patent **Integratec**® system. Dishwasher safe!
- Patented stepless speed adjusting.





Hand Blender

## TP-2024

### DESCRIPTION

- CE/FCC certificate rated input power
- 500W/700W/1000W/1300W/1600W
- GS/CB certificate rated input power
- 300W/400W/600W/800W/1000W
- DC motor, low noise
- Two button with speed control and blue light indicator.
- Plastic housing with chrome plated decoration.
- Stainless steel blades, suitable for hot and cold ingredient.
- Ergonomic hook handle design.
- Combined with patent **Integratec** system. Dishwasher safe!
- Patented stepless speed adjusting.



**Quick&Easy to Clean**  
Simply Rinse or Immerse Accessories  
in Warm Water After Use



Hand Blender

## TP-2024

### DESCRIPTION

- CE/FCC certificate rated input power
- 500W/700W/1000W/1300W/1600W
- GS/CB certificate rated input power
- 300W/400W/600W/800W/1000W
- DC motor, low noise
- Two button with speed control and blue light indicator.
- Plastic housing with chrome plated decoration.
- Stainless steel blades, suitable for hot and cold ingredient.
- Ergonomic hook handle design.
- Combined with patent **Integratec** system. Dishwasher safe!
- Patented stepless speed adjusting.



**Quick&Easy to Clean**  
Simply Rinse or Immerse Accessories  
in Warm Water After Use





Hand Blender

## TP-2025A

### DESCRIPTION

- CE/FCC certificate rated input power
- 500W/700W/1000W/1300W/1600W
- GS/CB certificate rated input power
- 300W/400W/600W/800W/1000W
- DC motor, low noise
- Two button with speed control and blue light indicator.
- Plastic housing with chrome plated decoration.
- Stainless steel blades, suitable for hot and cold ingredient.
- Ergonomic hook handle design.
- Combined with patent **Integratec** system. Dishwasher safe!
- Patented stepless speed adjusting.



**Quick&Easy to Clean**  
Simply Rinse or Immerse Accessories in Warm Water After Use

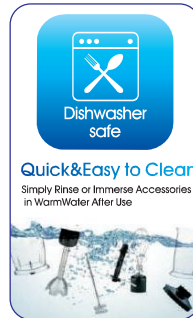


Hand Blender

## TP-2025A

### DESCRIPTION

- CE/FCC certificate rated input power
- 500W/700W/1000W/1300W/1600W
- GS/CB certificate rated input power
- 300W/400W/600W/800W/1000W
- DC motor, low noise
- Two button with speed control and blue light indicator.
- Plastic housing with chrome plated decoration.
- Stainless steel blades, suitable for hot and cold ingredient.
- Ergonomic hook handle design.
- Combined with patent **Integratec** system. Dishwasher safe!
- Patented stepless speed adjusting.



**Quick&Easy to Clean**  
Simply Rinse or Immerse Accessories in Warm Water After Use





Hand Blender

## TP-2025B

### DESCRIPTION

- CE/FCC certificate rated input power
- 500W/700W/1000W/1300W/1600W
- GS/CB certificate rated input power
- 300W/400W/600W/800W/1000W
- DC motor, low noise
- Two button with speed control and blue light indicator.
- Plastic housing with chrome plated decoration.
- Stainless steel blades, suitable for hot and cold ingredient.
- Ergonomic hook handle design.
- Combined with patent **Integratec** system. Dishwasher safe!
- Patented stepless speed adjusting.



**Quick&Easy to Clean**  
Simply Rinse or Immerse Accessories in Warm Water After Use

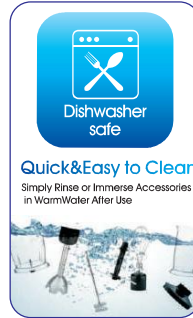


Hand Blender

## TP-2025B

### DESCRIPTION

- CE/FCC certificate rated input power
- 500W/700W/1000W/1300W/1600W
- GS/CB certificate rated input power
- 300W/400W/600W/800W/1000W
- DC motor, low noise
- Two button with speed control and blue light indicator.
- Plastic housing with chrome plated decoration.
- Stainless steel blades, suitable for hot and cold ingredient.
- Ergonomic hook handle design.
- Combined with patent **Integratec** system. Dishwasher safe!
- Patented stepless speed adjusting.



**Quick&Easy to Clean**  
Simply Rinse or Immerse Accessories in Warm Water After Use





Hand Blender

## TP-2026

### DESCRIPTION

- CE/FCC certificate rated input power
- 500W/700W/1000W/1300W/1600W
- GS/CB certificate rated input power
- 300W/400W/600W/800W/1000W
- DC motor, low noise
- Two button with speed control and blue light indicator.
- Plastic housing with chrome plated decoration.
- Stainless steel blades, suitable for hot and cold ingredient.
- Ergonomic hook handle design.
- Combined with patent **Integratec**® system. Dishwasher safe!
- Patented stepless speed adjusting.



Hand Blender

## TP-2026

### DESCRIPTION

- CE/FCC certificate rated input power
- 500W/700W/1000W/1300W/1600W
- GS/CB certificate rated input power
- 300W/400W/600W/800W/1000W
- DC motor, low noise
- Two button with speed control and blue light indicator.
- Plastic housing with chrome plated decoration.
- Stainless steel blades, suitable for hot and cold ingredient.
- Ergonomic hook handle design.
- Combined with patent **Integratec**® system. Dishwasher safe!
- Patented stepless speed adjusting.





Hand Blender

## TP-2027

### DESCRIPTION

- CE/FCC certificate rated input power
- 500W/700W/1000W/1300W/1600W
- GS/CB certificate rated input power
- 300W/400W/600W/800W/1000W
- DC motor, low noise
- Two button with speed control and blue light indicator.
- Plastic housing with chrome plated decoration.
- Stainless steel blades, suitable for hot and cold ingredient.
- Ergonomic hook handle design.
- Combined with patent **Integratec**® system. Dishwasher safe!
- Patented stepless speed adjusting.



**Quick&Easy to Clean**  
Simply Rinse or Immerse Accessories in Warm Water After Use



Hand Blender

## TP-2027

### DESCRIPTION

- CE/FCC certificate rated input power
- 500W/700W/1000W/1300W/1600W
- GS/CB certificate rated input power
- 300W/400W/600W/800W/1000W
- DC motor, low noise
- Two button with speed control and blue light indicator.
- Plastic housing with chrome plated decoration.
- Stainless steel blades, suitable for hot and cold ingredient.
- Ergonomic hook handle design.
- Combined with patent **Integratec**® system. Dishwasher safe!
- Patented stepless speed adjusting.



**Quick&Easy to Clean**  
Simply Rinse or Immerse Accessories in Warm Water After Use





Hand Blender  
**TP-2028**

**DESCRIPTION**

- CE/FCC certificate rated input power
- 500W/700W/1000W/1300W/1600W
- GS/CB certificate rated input power
- 300W/400W/600W/800W/1000W
- DC motor, low noise
- Two button with speed control and blue light indicator.
- Plastic housing with chrome plated decoration.
- Stainless steel blades, suitable for hot and cold ingredient.
- Ergonomic hook handle design.
- Combined with patent **Integratec**® system. Dishwasher safe!
- Patented stepless speed adjusting.



Hand Blender  
**TP-2028**

**DESCRIPTION**

- CE/FCC certificate rated input power
- 500W/700W/1000W/1300W/1600W
- GS/CB certificate rated input power
- 300W/400W/600W/800W/1000W
- DC motor, low noise
- Two button with speed control and blue light indicator.
- Plastic housing with chrome plated decoration.
- Stainless steel blades, suitable for hot and cold ingredient.
- Ergonomic hook handle design.
- Combined with patent **Integratec**® system. Dishwasher safe!
- Patented stepless speed adjusting.





Hand Blender

## TP-2029

### DESCRIPTION

- CE/FCC certificate rated input power
- 500W/700W/1000W/1300W/1600W
- GS/CB certificate rated input power
- 300W/400W/600W/800W/1000W
- DC motor, low noise
- Two button with speed control and blue light indicator.
- Plastic housing with chrome plated decoration.
- Stainless steel blades, suitable for hot and cold ingredient.
- Ergonomic hook handle design.
- Combined with patent **Integratec**® system. Dishwasher safe!
- Patented stepless speed adjusting.

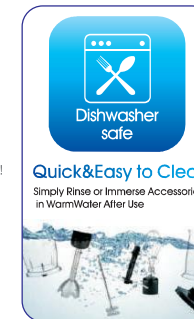


Hand Blender

## TP-2029

### DESCRIPTION

- CE/FCC certificate rated input power
- 500W/700W/1000W/1300W/1600W
- GS/CB certificate rated input power
- 300W/400W/600W/800W/1000W
- DC motor, low noise
- Two button with speed control and blue light indicator.
- Plastic housing with chrome plated decoration.
- Stainless steel blades, suitable for hot and cold ingredient.
- Ergonomic hook handle design.
- Combined with patent **Integratec**® system. Dishwasher safe!
- Patented stepless speed adjusting.





Hand Blender  
**TP-2030**

**DESCRIPTION**

- CE/FCC certificate rated input power
- 500W/700W/1000W/1300W/1600W
- GS/CB certificate rated input power
- 300W/400W/600W/800W/1000W
- DC motor, low noise
- Two button with speed control and blue light indicator.
- Plastic housing with chrome plated decoration.
- Stainless steel blades, suitable for hot and cold ingredient.
- Ergonomic hook handle design.
- Combined with patent **Integratec**® system. Dishwasher safe!
- Patented stepless speed adjusting.



Hand Blender  
**TP-2030**

**DESCRIPTION**

- CE/FCC certificate rated input power
- 500W/700W/1000W/1300W/1600W
- GS/CB certificate rated input power
- 300W/400W/600W/800W/1000W
- DC motor, low noise
- Two button with speed control and blue light indicator.
- Plastic housing with chrome plated decoration.
- Stainless steel blades, suitable for hot and cold ingredient.
- Ergonomic hook handle design.
- Combined with patent **Integratec**® system. Dishwasher safe!
- Patented stepless speed adjusting.





Hand Blender  
**TP-2031**

**DESCRIPTION**

- CE/FCC certificate rated input power
- 500W/700W/1000W/1300W/1600W
- GS/CB certificate rated input power
- 300W/400W/600W/800W/1000W
- DC motor, low noise
- Two button with speed control and blue light indicator.
- Plastic housing with chrome plated decoration.
- Stainless steel blades, suitable for hot and cold ingredient.
- Ergonomic hook handle design.
- Combined with patent **Integratec**® system. Dishwasher safe!
- Patented stepless speed adjusting.



Hand Blender  
**TP-2031**

**DESCRIPTION**

- CE/FCC certificate rated input power
- 500W/700W/1000W/1300W/1600W
- GS/CB certificate rated input power
- 300W/400W/600W/800W/1000W
- DC motor, low noise
- Two button with speed control and blue light indicator.
- Plastic housing with chrome plated decoration.
- Stainless steel blades, suitable for hot and cold ingredient.
- Ergonomic hook handle design.
- Combined with patent **Integratec**® system. Dishwasher safe!
- Patented stepless speed adjusting.



## Accessories



Milk frother



Whisk



Mixer



Ice crushing blade



Masher



Multifunctional blades



2.0L food processor  
Chopper/slicer/shredder/dice



1.0L chopper



0.5L chopper



0.6L cup



0.3L grinder

## Milk frothers



# ELECTRIC JUICER >>>



BSCI FDA Reach CE CB FC LFGB ErP

# ELECTRIC JUICER

## HG-J01



- 220-240V/110-127V 50/60Hz 600W
- $\phi$ 75mm Large feeding tube
- Powerful motor with fan
- Speed setting: Pulse-Off-1-2
- Knob switch with LED light(optional)
- Stainless Steel juice outlet and filter
- 600mL dust-proof juice cup with foam separator
- 1000mL pulp collector
- Built-in safety lock & overheat protection
- Non-slip rubber feet
- Visible lid
- Strong locking arm
- Dishwasher safe (except motor parts)
- Optional: 1500mL Glass mixing cup / 450mL Glass mince cup / 150mL Glass ground bean cup/1800mL PC mixing cup / 300mL PC mince cup / 150mL AS dry grinding cup



### Parameter

Loading QTY	1488PCS/20GP	3088PCS/40GP	3680PCS/40HQ
Gift box size	266x193x331(mm)	Master carton	547x401x680(mm)
Min order qty	1000pcs	Lead time	30~45days
QTY/CTN	8 PCS	N,W	18,8KG G,W 20KG

## HG-J02



- 220-240V/110-127V 50/60Hz 500W
- $\phi$ 68mm Large feeding tube
- Powerful motor with fan
- Speed setting: Pulse-Off-1-2
- 600mL dust-proof juice cup with foam separator
- 1000mL pulp collector
- Built-in safety lock & overheat protection
- Non-slip rubber feet
- Visible lid
- Strong locking arm
- Dishwasher safe (except motor parts)
- Optional: 1500mL Glass mixing cup / 450mL Glass mince cup / 150mL Glass ground bean cup/1800mL PC mixing cup / 300mL PC mince cup / 150mL AS dry grinding cup



### Parameter

Loading QTY	1488PCS/20GP	3088PCS/40GP	3680PCS/40HQ
Gift box size	266x193x331(mm)	Master carton	547x401x680 (mm)
Min order qty	1000pcs	Lead time	30~45days
QTY/CTN	8 PCS	N,W	17,8KG G,W 18,5KG

## HG-J02C



- 220-240V/110-127V 50/60Hz 500W
- $\phi$ 68mm Large feeding tube
- Powerful motor with fan
- Speed setting: Pulse-Off-1-2
- 600mL dust-proof juice cup with foam separator
- 1000mL pulp collector
- Built-in safety lock & overheat protection
- Non-slip rubber feet
- Visible lid
- Strong locking arm
- Dishwasher safe (except motor parts)
- Optional: 1500mL Glass mixing cup / 450mL Glass mince cup / 150mL Glass ground bean cup/1800mL PC mixing cup / 300mL PC mince cup / 150mL AS dry grinding cup



### Parameter

Loading QTY	1488PCS/20GP	3088PCS/40GP	3680PCS/40HQ
Gift box size	266x193x331(mm)	Master carton	547x401x680 (mm)
Min order qty	1000pcs	Lead time	30~45days
QTY/CTN	8 PCS	N,W	17,8KG G,W 18,5KG

## HG-J03



- 220-240V/110-127V 50/60Hz 1500W
- $\phi$ 85mm Large feeding tube
- Powerful motor with fan
- Speed setting: Pulse-Off-1-2
- Knob switch with LED light (optional)
- Stainless Steel juice outlet and filter
- 1000mL dust-proof juice cup with foam separator & handle
- 2000mL pulp collector
- Built-in safety lock & overheat protection
- Non-slip rubber feet
- Dishwasher safe (except motor parts)
- Optional: 1000mL Glass mixing cup / 450mL Glass mince cup / 150mL Glass ground bean cup



### Parameter

Loading QTY	772PCS/20GP	1600PCS/40GP	1872PCS/40HQ
Gift box size	362x232x390(mm)	Master carton	739x479x410(mm)
Min order qty	1000pcs	Lead time	30~45days
QTY/CTN	4PCS	N,W	16KG G,W 17KG

## HG-J23



- 220-240V/110-127V 50/60Hz 600W
- $\phi$ 75mm Large feeding tube
- Powerful motor with fan
- Speed setting: Pulse-Off-1-2
- 800mL dust-proof juice cup with foam separator
- 1500mL integrated slag body
- Built-in safety lock & overheat protection
- Non-slip rubber feet
- Visible lid
- Strong locking arm
- Dishwasher safe (except motor parts)

### Parameter

Loading QTY	1290PCS/20GP	2628PCS/40GP	3180PCS/40HQ
Gift box size	230x230x380(mm)	Master carton	475x705x395(mm)
Min order qty	1000pcs	Lead time	30~45days
QTY/CTN	6 PCS	N,W	18,8KG G,W 20KG

## HG-J25



- 220-240V/110-127V 50/60Hz 600W
- $\phi$ 75mm Large feeding tube
- Powerful motor with fan
- Speed setting: Pulse-Off-1-2
- 800mL dust-proof juice cup with foam separator
- 1500mL integrated slag body
- Built-in safety lock & overheat protection
- Non-slip rubber feet
- Visible lid
- Strong locking arm
- Dishwasher safe (except motor parts)

### Parameter

Loading QTY	1290PCS/20GP	2628PCS/40GP	3180PCS/40HQ
Gift box size	230x230x380(mm)	Master carton	475x705x395(mm)
Min order qty	1000pcs	Lead time	30~45days
QTY/CTN	6 PCS	N,W	18,8KG G,W 20KG

## Juicer Series



### MM-1841

- ▼ Power: 250W/300W for option
- ▼ 2 speeds + pulse mode
- ▼ Juice cup capacity: 600ml
- ▼ Pulp container: 1.0L
- ▼ 70mm diameter feeding tube



### MM-1842

- ▼ Power: 250W/300W for option
- ▼ 2 speeds + pulse mode
- ▼ Juice cup capacity: 600ml
- ▼ Pulp container: 1.0L
- ▼ 70mm diameter feeding tube



### MM-B68

- ▼ Power: 250W/300W for option
- ▼ Anti-slip feet
- ▼ Juice cup capacity: 1.5L



### MM-B18

- ▼ Power: 250W/300W for option
- ▼ Anti-slip feet
- ▼ Juice cup capacity: 1.0L



### MM-1843

- ▼ Power: 250W/300W for option
- ▼ 2 speeds + pulse mode
- ▼ Juice cup capacity: 600ml
- ▼ Pulp container: 1.0L
- ▼ 70mm diameter feeding tube



### MM-510

- ▼ Power: 250W / 300W / 350W for option
- ▼ Anti-slip feet
- ▼ Juice cup capacity: 1.5L
- ▼ ABS housing
- ▼ 5 speeds + pulse mode



### MM-511

- ▼ Power: 250W / 300W / 350W for option
- ▼ Anti-slip feet
- ▼ Juice cup capacity: 1.5L
- ▼ ABS housing
- ▼ 2 speeds + pulse mode

# COFFEE GRINDER >>>



## HG-C03



- 220-240V/110-127V 50/60Hz 200W
- AS transparent lid
- Stainless Steel housing
- 60g capacity grinding bowl
- 304 Stainless Steel grinding bowl
- 304 Stainless Steel blade
- Rinse the grinding bowl with water
- Built-in safety micro-switch
- Pulse control, push to start
- 65dB low noise
- 10s high-speed grinding
- Ideal for grinding coffee beans, nuts, herbs, grains, and spices.
- Dishwasher safe (except motor parts)

### Parameter

Loading QTY	9192PCS/20GP	19056PCS/40GP	22344PCS/40HQ		
Gift box size	116x116x198(mm)	Master carton	483x365x413(mm)		
Min order qty	1000pcs	Lead time	30~45days		
QTY/CTN	24 PCS	N.W	14.5KG	G.W	15.5KG

## HG-C05



- 220-240V/110-127V 50/60Hz 200W
- AS transparent lid
- Stainless Steel housing
- 60g capacity grinding bowl
- 304 Stainless Steel grinding bowl
- 304 Stainless Steel blade
- Rinse the grinding bowl with water
- Built-in safety micro-switch
- Pulse control, push to start
- 65dB low noise
- 10s high-speed grinding
- Ideal for grinding coffee beans, nuts, herbs, grains, and spices.
- Dishwasher safe (except motor parts)

### Parameter

Loading QTY	9192PCS/20GP	19056PCS/40GP	22344PCS/40HQ		
Gift box size	116x116x198(mm)	Master carton	483x365x413(mm)		
Min order qty	1000pcs	Lead time	30~45days		
QTY/CTN	24 PCS	N.W	14.5KG	G.W	15.5KG

## HG-C06



- 220-240V/110-127V 50/60Hz 200W
- AS transparent lid
- ABS main body
- 60g capacity grinding bowl
- 304 Stainless Steel grinding bowl
- 304 Stainless Steel blade
- Rinse the grinding bowl with water
- Built-in safety micro-switch
- Pulse control, push to start
- 65dB low noise
- 10s high-speed grinding
- Ideal for grinding coffee beans, nuts, herbs, grains, and spices.
- Dishwasher safe (except motor parts)
- Optional colors : White / Black

White Black

### Parameter

Loading QTY	9192PCS/20GP	19056PCS/40GP	22344PCS/40HQ		
Gift box size	116x116x198(mm)	Master carton	483x365x413(mm)		
Min order qty	1000pcs	Lead time	30~45days		
QTY/CTN	24 PCS	N.W	14.5KG	G.W	15.5KG

## HG-C07



- 220-240V/110-127V 50/60Hz 200W
- AS transparent lid
- Stainless Steel housing
- 80g capacity grinding bowl
- 304 Stainless Steel grinding bowl
- 304 Stainless Steel blade
- Rinse the grinding bowl with water
- Built-in safety micro-switch
- Pulse control, push to start
- 65dB low noise
- 10s high-speed grinding
- Ideal for grinding coffee beans, nuts, herbs, grains, and spices.
- Dishwasher safe (except motor parts)

### Parameter

Loading QTY	9192PCS/20GP	19056PCS/40GP	22344PCS/40HQ		
Gift box size	116x116x198(mm)	Master carton	483x365x413(mm)		
Min order qty	1000pcs	Lead time	30~45days		
QTY/CTN	24 PCS	N.W	14.5KG	G.W	15.5KG

## HG-C01



- 220-240V/110-127V 50/60Hz 200W
- AS transparent lid
- Stainless Steel housing
- 80g capacity grinding bowl
- 304 Stainless Steel grinding bowl
- 304 Stainless Steel blade
- Rinse the grinding bowl with water
- Built-in safety micro-switch
- Pulse control, push to start
- 65dB low noise
- 10s high-speed grinding
- Ideal for grinding coffee beans, nuts, herbs, grains, and spices.
- Dishwasher safe (except motor parts)

### Parameter

Loading QTY	9192PCS/20GP	19056PCS/40GP	22344PCS/40HQ		
Gift box size	116x116x198(mm)	Master carton	483x365x413(mm)		
Min order qty	1000pcs	Lead time	30~45days		
QTY/CTN	24 PCS	N.W	14.5KG	G.W	15.5KG

## HG-C02



- 220-240V/110-127V 50/60Hz 200W
- AS transparent lid
- Stainless Steel housing
- 80g capacity grinding bowl
- 304 Stainless Steel grinding bowl
- 304 Stainless Steel blade
- Rinse the grinding bowl with water
- Built-in safety micro-switch
- Pulse control, push to start
- 65dB low noise
- 10s high-speed grinding
- Ideal for grinding coffee beans, nuts, herbs, grains, and spices.
- Dishwasher safe (except motor parts)

### Parameter

Loading QTY	9192PCS/20GP	19056PCS/40GP	22344PCS/40HQ		
Gift box size	116x116x198(mm)	Master carton	483x365x413(mm)		
Min order qty	1000pcs	Lead time	30~45days		
QTY/CTN	24 PCS	N.W	14.5KG	G.W	15.5KG

Coffee Grinder Series



Let every cup  
has a different taste



Coarse  fine



**MM-319**

- ▼ Power: 200 / 300W for option
- ▼ Plastic housing
- ▼ Removable grinding cup
- ▼ Timing knob for 5-30s
- ▼ Capacity: 80g
- ▼ 4 pins stainless steel blade



**MM-320**

- ▼ Power: 200 / 300W for option
- ▼ Plastic housing
- ▼ Removable grinding cup
- ▼ Timing knob for 5-30s
- ▼ Capacity: 80g
- ▼ 4 pins stainless steel blade



**MM-318**

- ▼ Power: 200W / 300W for option
- ▼ Stainless Steel housing
- ▼ Removable grinding cup
- ▼ One speed press button
- ▼ Capacity: 80g
- ▼ 4 pins stainless steel blade



**MM-311 Plastic housing**

- ▼ Power: 150W / 250W for option
- ▼ One speed press button
- ▼ Capacity: 60g

## Coffee Grinder Series



### MM-313 Stainless steel housing

- ▼ Power: 150W /250W for option
- ▼ One speed press button
- ▼ Capacity: 60g



### MM-312

- ▼ Power: 150W /250W for option
- ▼ Plastic housing
- ▼ One speed press button
- ▼ Capacity: 60g



### MM-315

- ▼ Power: 150W /250W for option
- ▼ Stainless steel housing
- ▼ One speed press button
- ▼ Capacity: 60g



### MM-316

- ▼ Power: 150W /250W for option
- ▼ Stainless steel housing
- ▼ One speed press button
- ▼ Capacity: 60g



### MM-317

- ▼ Power: 250W
- ▼ Stainless steel housing
- ▼ One speed press button
- ▼ Capacity: 120g



### MM-309

- ▼ Power: 150W
- ▼ Plastic housing
- ▼ One speed press button
- ▼ Capacity: 60g

It's up to you to decide your unique coffee flavor.



## Juicer Series

**NEW**  
Product

**MM-172**

- ▼ Power: 300W/350W for option
- ▼ 5 speeds
- ▼ With 2pcs dough hooks and 2pcs beaters.



**NEW**  
Product

**MM-171**

- ▼ Power: 300W/350W for option
- ▼ 5 speeds
- ▼ With 2pcs dough hooks and 2pcs beaters.



**NEW**  
Product

**MM-513**

- ▼ Power: 250W / 300W / 350W for option
- ▼ Anti-slip feet
- ▼ Juice cup capacity: 1.5L
- ▼ PP housing
- ▼ 2 speeds + pulse mode

**NEW**  
Product

**MM-512**

- ▼ Power: 250W / 300W / 350W for option
- ▼ Anti-slip feet
- ▼ Juice cup capacity: 1.5L
- ▼ PP housing
- ▼ 2 speeds + pulse mode

# DC Motor Hand Mixer

## CX-6682

6 speed with turbo

digital display

Power:300W

Abs Housing

Ejection Button

Loading quantity:

7008/20Ft, 14544/40GP, 17040/40HQ

16pcs/Ctn, N.W.: 9.5kg, G.W.: 11.6kg

Carton size: 41.4\*41\*37.5cm

Color size: 20\*9.8\*18cm



# Accessories

## Beaters

Iron plating/SUS304  
Length:160MM/197MM



## Beaters

Iron plating/SUS304  
Length:168MM



## Square beater

Iron plating/SUS304  
Length:195MM



## Whisk

Iron plating/SUS304  
Length:175MM/190MM



## Lantern beater

Iron plating/SUS304  
Length:165MM



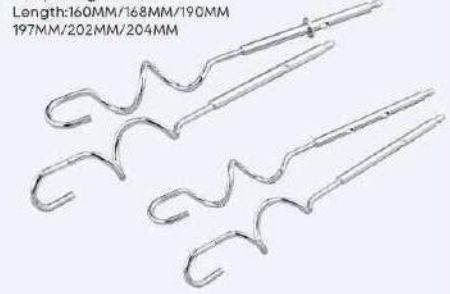
## Beaters

Iron plating/SUS304  
Length:190MM/202MM



## Dough Hooks

Iron plating/SUS304  
Length:160MM/168MM/190MM  
197MM/202MM/204MM



## 5515#

Motor:100-120W



## 5520#

Motor:150-200W



## 5525#

Motor:200-250W



## 5530#

Motor:250-300W



## 5535#

Motor:300-350W



## DC motor

