



# YLD-HOME

# YLD-HOME APPLIANCES

Innovation leads the market, Quality creates the brand

## Shenzhen YLD Home Appliances Limited

Mob.: +86 13652329187

Tel.: +86 755 852 42514

E-mail: info@yld-home.com

Address: No. -1 Zhjye RD.,Hetai Industrial Zone,  
Dongfeng Town,Zhongshan,Guangdong,China.

Shenzhen Branch: Room 418, Building D, No. 6373 Baoan Avenue,  
Tangwei Community, Fuhai Street, Baoan District, Shenzhen.

Web: www.yld-home.com



## YLD-HOME APPLIANCES

Innovation leads the market, Quality creates the brand.

## 2025 PRODUCT CATALOG

SHENZHEN YLD HOME APPLIANCES LIMITED

# ABOUT US

YLD Home Appliances is an OEM/ODM manufacturer of hand blender, hand mixer, coffee grinder, table blender, juicer extractor, meat grinder, cordless products ect. Staffed by 300 employees, equipped with 9 production lines, all the plastic parts and motor made by ourselves, with professional designing & development team, professional sales team. We have annual production output for more than 8 million dollar.

Our company passed ISO9001:2015 and BSCI, our products are extensively used in families to Europe, Russia, South America, Middle east, Southeast Asia and Etc.








We export to over 80 countries, like USA, Canada, France, Spain, Italy, Poland, Australia. All our products are GS / CE / CB / RoHS / LFGB / REACH / ETL/ FDA certified.

## Why Choose Us:

- 10-year professional OEM factory
- Strong ODM team with more than 6 engineers team
- Patented designs
- In-house 30 injection machines, hardware punch, tooling workshop
- Self-owned product toolings (invest \$3 million)
- Sufficient equipments: Hi-pot tester, power cord flexing tester, endurance tester, drop tester, Noise room.



# CONTENT

-  ..... HAND BLENDER | 01-14
-  ..... HAND MIXER | 15-26
-  ..... JUICER EXTRACTOR | 27-29
-  ..... TABLE BLENDER | 30-32
-  ..... COFFEE GRINDER | 33-36
-  ..... CORDLESS PRODUCTS | 37-38
-  ..... MEAT GRINDER | 39-40



# HAND BLENDER

Model:  
**HB006**



**HB006**  
Hand Blender  
Titanium coated blades  
5 Titanium coated multi-functional blades



## 5 Titanium coated multi-functional blades



Meat mincer



Milk Frother



Whisker



Meat



Multi Blade



Beater



Blade Remover



Cream

or




Meat mincer



Milk Frother



Whisker



Chopped nuts



Multi Blade



Beater



Blade Remover



Vegetable paste



Beat the egg

## DESCRIPTION

- 400/600/800/1000W powerful DC motor and whole SS housing;
- 220V-240V 50-60Hz, VDE plug;
- One touch button to control the speed with one hand;
- Digital dial to show the speed with the finger pressure;
- Scratch Resistance Blade Guard prevents scratching and marring favorite pots and pans;
- INTERCHANGEABLE BLADES: with an aerating, blending, chopping, and slicing blade;
- Imported three lip high speed frame oil seal, longer life, better tightness.

## STYLE MATCHING



## CONTAINER LOADING QUANTITY

Model No.	Product Size(mm)	Gift Box Size(mm)	Carton Box Size(mm)	PCS/CTN	N.W./G.W.(kgs)	QTY 20'FT	QTY 40'FT	QTY 40'HQ
HB006	400*150*100	410*160*110	20*460*470	8	11 /14.2	4096	8336	9480
HB006	400*150*100	405*255*125	418*383*520	6	13.5 /14.2	2190	3870	4536



Model:  
HB6001



**HB6001**  
4-in-1 Immersion  
Hand Blender  
Variable speed adjustment  
Turbo Mode  
Detachable Design



**TURBO Boost**  
Powerful Motor  
Low noise and shake  
Energy and time saving  
3X longer life time

**DESCRIPTION**

- 500/1000/1200W, 220-240V, 50/60Hz
- Powerful and quiet pure copper DC motor
- Comfort-grip handle
- Detachable main body
- Single push-button with stepless speed by pressing control
- Optional Accessories: 600ML Beaker, 800ML Chopper, Egg Whisk, Milk Frother, Potato Masher.

**OPTIONAL ACCESSORIES**



**COLOUR MATCHING**



**CONTAINER LOADING QUANTITY**

Model No.	Product Size(mm)	Gift Box Size(mm)	Carton Box Size(mm)	PCS/CTN	N.W./G.W.(kgs)	QTY 20'FT	QTY 40'FT	QTY 40'HQ
HB6001	120*70*230	125*70*240	375*295*245	12	8.39 /10.93	10416	21456	23580
HB6001	2 in 1 set	105*105*415	435*330*430	12	9.58 /12.12	5448	11280	13224
HB6001	4 in 1 set	250*135*250	515*285*515	8	9.8 /12.6	3072	6304	7000



**HB3307S**  
4-in-1 Immersion  
Hand Blender  
Variable speed adjustment  
Turbo Mode  
Detachable Design



**Precise 6 Adjustable Speeds**

Fit different foods and purposes  
One-Hand Control  
make cooking life easier



Model:  
HB3307S

**DESCRIPTION**

- 500/1000/1200W, 220-240V, 50/60Hz
- Powerful and quiet pure copper DC motor
- Comfort-grip handle
- Detachable main body
- Push-button control
- Variable speeds/Stepless speeds
- Optional Accessories: 600ML Beaker, 800ml Chopper Bowl, Egg whisk, Milk frother.

**OPTIONAL ACCESSORIES**



**COLOUR MATCHING**



**CONTAINER LOADING QUANTITY**

Model No.	Product Size(mm)	Gift Box Size(mm)	Carton Box Size(mm)	PCS/CTN	N.W./G.W.(kgs)	QTY 20'FT	QTY 40'FT	QTY 40'HQ
HB3307S	70*70*395	75*75*415	318*240*435	12	12.8 /14.7	10416	21312	24768
HB3307S	2 in 1 set	100*100*415	415*315*435	12	13.6 /15.3	5928	12432	14352
HB3307S	4 in 1 set	235*142*245	441*250*505	6	12 /14.7	3144	6666	7500



Model:  
HB6002



**TURBO BOOST / POWERFUL MOTOR**

**DESCRIPTION**

- 500/1000/1200/1500W, 220-240V, 50/60Hz
- Powerful and quiet pure copper DC motor
- Comfort-grip handle, Detachable main body
- Liquid crystal display
- Double push-button control
- Variable speed ( 21 speeds )
- Optional Accessories: 600ML Beaker, 800ML Chopper, Egg Whisk, Milk Frother, Potato Masher

**OPTIONAL ACCESSORIES**



**COLOUR MATCHING**



**CONTAINER LOADING QUANTITY**

Model No.	Product Size(mm)	Gift Box Size(mm)	Carton Box Size(mm)	PCS/CTN	N.W./G.W.(kgs)	QTY 20'FT	QTY 40'FT	QTY 40'HQ
HB6002	120*70*230	125*70*240	375*295*245	12	8.39 /10.93	10416	21456	23580
HB6002	2 in 1 set	105*105*415	435*330*430	12	9.58 /12.12	5448	11280	13224
HB6002	4 in 1 set	250*135*250	515*285*515	8	9.8 /12.6	3072	6304	7000

## HAND BLENDER

Model:  
**HB6005**



### DESCRIPTION

- 500/1000/1200/1500W, 220-240V, 50/60Hz
- Powerful and quiet pure copper DC motor
- Comfort-grip handle. Detachable main body
- Liquid crystal display
- Double push-button control
- Variable speed ( 21 speeds )
- Optional Accessories: 600ML Beaker, 800ML Chopper, Egg Whisk, Milk Frother, Potato Masher

### OPTIONAL ACCESSORIES



### STYLE MATCHING



### CONTAINER LOADING QUANTITY

Model No.	Product Size(mm)	Gift Box Size(mm)	Carton Box Size(mm)	PCS/CTN	N.W./G.W.(kgs)	QTY 20'FT	QTY 40'FT	QTY 40'HQ
HB6005	120*70*230	125*70*240	375*295*245	12	8.39 /10.93	10416	21456	23580
HB6005	2 in 1 set	105*105*415	435*330*430	12	9.58 /12.12	5448	11280	13224
HB6005	4 in 1 set	250*135*250	515*285*515	8	9.8 /12.6	3072	6304	7000

## 4-IN-1, HOME MULTI-FUNCTION BLENDER STICK

Model:  
**HB3310**

**NEW**



### DESCRIPTION

- 500/1000/1200/1500W, 220-240V, 50/60Hz
- Powerful and quiet pure copper DC motor
- Comfort-grip handle
- Detachable main body
- Double push-button control
- Variable speed ( 21 speeds )
- Optional Accessories: 600ML Beaker, 800ML Chopper, Egg Whisk, Milk Frother, Potato Masher

### OPTIONAL ACCESSORIES



### COLOUR MATCHING



### CONTAINER LOADING QUANTITY

Model No.	Product Size(mm)	Gift Box Size(mm)	Carton Box Size(mm)	PCS/CTN	N.W./G.W.(kgs)	QTY 20'FT	QTY 40'FT	QTY 40'HQ
HB3310	70*70*415	75*75*430	320*240*448	12	13.8 /15.7	9768	21084	24192
HB3310	2 in 1 set	100*100*460	420*315*480	12	14.3 /15.8	5400	11328	12960
HB3310	4 in 1 set	235*142*245	441*250*505	6	13.5 /15.4	3144	6666	7500



Model: HB6006



**HB6006**  
4-in-1 Immersion Hand Blender  
Variable speed adjustment



**TURBO Boost Powerful Motor**  
Balanced for power and long-lasting durability

**DESCRIPTION**

- 400W/600W/800W/1000W
- Powerful DC motor with low working noise
- 2 speed soft -touch switch,variable speed control
- Stylish outlook with elegant design
- Slim ergonomic body design for easy handling
- Plastic injection main housing
- Detachable s.s blending sticker with S.S blade.
- Optional accessories:600ml beaker,800ml chopper, egg whisk,milk frother,potato masher.



**CONTAINER LOADING QUANTITY**

Model No.	Product Size(mm)	Gift Box Size(mm)	Carton Box Size(mm)	PCS/CTN	N.W./G.W.(kgs)	QTY 20'FT	QTY 40'FT	QTY 40'HQ
HB6006	120*70*230	125*70*240	375*295*245	12	8.39 /10.93	10416	21456	23580
HB6006	2 in 1 set	105*105*415	435*330*430	12	9.58 /12.12	5448	11280	13224
HB6006	4 in 1 set	250*135*250	515*285*515	8	9.8 /12.6	3072	6304	7000



**HB6007**  
4-in-1 Immersion Hand Blender  
Variable speed adjustment



**FASTER, FINER, DURABLE BLADES**  
304 stainless steel blades  
Always sharp



Model: HB6007



**DESCRIPTION**

- 400W/600W/800W/1000W
- Powerful DC motor with low working noise
- 2 speed soft -touch switch,variable speed control
- Stylish outlook with elegant design
- Slim ergonomic body design for easy handling
- Plastic injection main housing
- Detachable s.s blending sticker with S.S blade.
- Optional accessories:600ml beaker,800ml chopper, egg whisk,milk frother,potato masher.

**CONTAINER LOADING QUANTITY**

Model No.	Product Size(mm)	Gift Box Size(mm)	Carton Box Size(mm)	PCS/CTN	N.W./G.W.(kgs)	QTY 20'FT	QTY 40'FT	QTY 40'HQ
HB6007	120*70*230	125*70*240	375*295*245	12	8.39 /10.93	10416	21456	23580
HB6007	2 in 1 set	105*105*415	435*330*430	12	9.58 /12.12	5448	11280	13224
HB6007	4 in 1 set	250*135*250	515*285*515	8	9.8 /12.6	3072	6304	7000



**2 BLADES - MADE OF 304 STAINLESS STEEL**

Model: HB6008



**DESCRIPTION**

- 400W/600W/800W/1000W
- Powerful DC motor with low working noise
- 2 speed soft -touch switch,variable speed control
- Stylish outlook with elegant design
- Slim ergonomic body design for easy handling
- Plastic injection main housing
- Detachable s.s blending sticker with S.S blade.
- Optional accessories:600ml beaker,800ml chopper, egg whisk,milk frother,potato masher.



**UP TO 17,000 ROUNDS PER MINUTE**



**CONTAINER LOADING QUANTITY**

Model No.	Product Size(mm)	Gift Box Size(mm)	Carton Box Size(mm)	PCS/CTN	N.W./G.W.(kgs)	QTY 20'FT	QTY 40'FT	QTY 40'HQ
HB6008	120*70*230	125*70*240	375*295*245	12	8.39 /10.93	10416	21456	23580
HB6008	2 in 1 set	105*105*415	435*330*430	12	9.58 /12.12	5448	11280	13224
HB6008	4 in 1 set	250*135*250	515*285*515	8	9.8 /12.6	3072	6304	7000

Model:  
HB6010



**HB6010**  
4-in-1 Immersion  
Hand Blender  
Variable speed adjustment

**One-hand to Adjust the Speed**  
Press the button deeper, the faster speed will be



**DESCRIPTION**

- 400W/600W/800W/1000W
- Powerful DC motor with low working noise
- 2 speed soft -touch switch, variable speed control
- Stylish outlook with elegant design
- Slim ergonomic body design for easy handling
- Plastic injection main housing
- Detachable s.s blending sticker with S.S blade.
- Optional accessories: 600ml beaker, 800ml chopper, egg whisk, milk frother, potato masher.

**CONTAINER LOADING QUANTITY**

Model No.	Product Size(mm)	Gift Box Size(mm)	Carton Box Size(mm)	PCS/CTN	N.W./G.W.(kgs)	QTY 20'FT	QTY 40'FT	QTY 40'HQ
HB6010	120*70*230	125*70*240	375*295*245	12	8.39 /10.93	10416	21456	23580
HB6010	2 in 1 set	105*105*415	435*330*430	12	9.58 /12.12	5448	11280	13224
HB6010	4 in 1 set	250*135*250	515*285*515	8	9.8 /12.6	3072	6304	7000



Model:  
HB6019



**HB6019**  
4-in-1 Immersion  
Hand Blender  
Variable speed adjustment

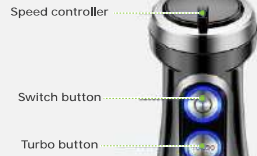
**DESCRIPTION**

- 400W/600W/800W/1000W
- Powerful DC motor with low working noise
- 2 speed soft -touch switch, variable speed control
- Stylish outlook with elegant design
- Slim ergonomic body design for easy handling
- Plastic injection main housing
- Detachable s.s blending sticker with S.S blade.
- Optional accessories: 600ml beaker, 800ml chopper, egg whisk, milk frother, potato masher.



**HB6018**  
4-in-1 Immersion  
Hand Blender  
Variable speed adjustment

**Variable speed controls**



Model:  
HB6018

**DESCRIPTION**

- 400W/600W/800W/1000W
- Powerful DC motor with low working noise
- 2 speed soft -touch switch, variable speed control
- Stylish outlook with elegant design
- Slim ergonomic body design for easy handling
- Plastic injection main housing
- Detachable s.s blending sticker with S.S blade.
- Optional accessories: 600ml beaker, 800ml chopper, egg whisk, milk frother, potato masher.



**CONTAINER LOADING QUANTITY**

Model No.	Product Size(mm)	Gift Box Size(mm)	Carton Box Size(mm)	PCS/CTN	N.W./G.W.(kgs)	QTY 20'FT	QTY 40'FT	QTY 40'HQ
HB6018	120*70*230	125*70*240	375*295*245	12	8.39 /10.93	10416	21456	23580
HB6018	2 in 1 set	105*105*415	435*330*430	12	9.58 /12.12	5448	11280	13224
HB6018	4 in 1 set	250*135*250	515*285*515	8	9.8 /12.6	3072	6304	7000

**HIGH EFFICIENCY CUTTING  
ELECTRIC BLENDER**

2-leaves 304 stainless steel blade  
and 1000W high-power



**HB6021**  
3-in-1 Immersion  
Hand Blender  
Variable speed adjustment

**DESCRIPTION**

- 400W/600W/800W/1000W
- Powerful DC motor with low working noise
- 2 speed soft -touch switch, variable speed control
- Stylish outlook with elegant design
- Slim ergonomic body design for easy handling
- Plastic injection main housing
- Detachable s.s blending sticker with S.S blade.
- Optional accessories: 600ml beaker, 800ml chopper, egg whisk, milk frother, potato masher.



Model:  
HB6021

**CONTAINER LOADING QUANTITY**

Model No.	Product Size(mm)	Gift Box Size(mm)	Carton Box Size(mm)	PCS/CTN	N.W./G.W.(kgs)	QTY 20'FT	QTY 40'FT	QTY 40'HQ
HB6019 & HB6021	120*70*230	125*70*240	375*295*245	12	8.39 /10.93	10416	21456	23580
HB6019 & HB6021	2 in 1 set	105*105*415	435*330*430	12	9.58 /12.12	5448	11280	13224
HB6019 & HB6021	4 in 1 set	250*135*250	515*285*515	8	9.8 /12.6	3072	6304	7000

# ELECTRIC JUICER >>>



BSCI FDA Reach UL CE CB FC LFGB ErP

## ELECTRIC JUICER

### HG-J01



- 220-240V/110-127V 50/60Hz 600W
- $\phi$ 75mm Large feeding tube
- Powerful motor with fan
- Speed setting: Pulse-Off-1-2
- Knob switch with LED light(optional)
- Stainless Steel juice outlet and filter
- 600mL dust-proof juice cup with foam separator
- 1000mL pulp collector
- Built-in safety lock & overheat protection
- Non-slip rubber feet
- Visible lid
- Strong locking arm
- Dishwasher safe (except motor parts)
- Optional: 1500mL Glass mixing cup / 450mL Glass mince cup / 150mL Glass ground bean cup/1800mL PC mixing cup / 300mL PC mince cup / 150mL AS dry grinding cup



#### Parameter

Loading QTY	1488PCS/20GP	3088PCS/40GP	3690PCS/40HQ
Gift box size	266x193x331(mm)	Master carton	547x401x680(mm)
Min order qty	1000pcs	Lead time	30-45days
QTY/CTN	8 PCS	N,W	G,W 20KG

### HG-J02



- 220-240V/110-127V 50/60Hz 500W
- $\phi$ 68mm Large feeding tube
- Powerful motor with fan
- Speed setting: Pulse-Off-1-2
- 600mL dust-proof juice cup with foam separator
- 1000mL pulp collector
- Built-in safety lock & overheat protection
- Non-slip rubber feet
- Visible lid
- Strong locking arm
- Dishwasher safe (except motor parts)
- Optional: 1500mL Glass mixing cup / 450mL Glass mince cup / 150mL Glass ground bean cup/1800mL PC mixing cup / 300mL PC mince cup / 150mL AS dry grinding cup



#### Parameter

Loading QTY	1488PCS/20GP	3088PCS/40GP	3690PCS/40HQ
Gift box size	266x193x331(mm)	Master carton	547x401x680 (mm)
Min order qty	1000pcs	Lead time	30-45days
QTY/CTN	8 PCS	N,W	G,W 17,8KG 18,5KG

### HG-J02C



- 220-240V/110-127V 50/60Hz 500W
- $\phi$ 68mm Large feeding tube
- Powerful motor with fan
- Speed setting: Pulse-Off-1-2
- 600mL dust-proof juice cup with foam separator
- 1000mL pulp collector
- Built-in safety lock & overheat protection
- Non-slip rubber feet
- Visible lid
- Strong locking arm
- Dishwasher safe (except motor parts)
- Optional: 1500mL Glass mixing cup / 450mL Glass mince cup / 150mL Glass ground bean cup/1800mL PC mixing cup / 300mL PC mince cup / 150mL AS dry grinding cup



#### Parameter

Loading QTY	1488PCS/20GP	3088PCS/40GP	3690PCS/40HQ
Gift box size	266x193x331(mm)	Master carton	547x401x680 (mm)
Min order qty	1000pcs	Lead time	30-45days
QTY/CTN	8 PCS	N,W	G,W 17,8KG 18,5KG

### HG-J03



- 220-240V/110-127V 50/60Hz 1500W
- $\phi$ 85mm Large feeding tube
- Powerful motor with fan
- Speed setting: Pulse-Off-1-2
- Knob switch with LED light (optional)
- Stainless Steel juice outlet and filter
- 1000mL dust-proof juice cup with foam separator & handle
- 2000mL pulp collector
- Built-in safety lock & overheat protection
- Non-slip rubber feet
- Dishwasher safe (except motor parts)
- Optional: 1000mL Glass mixing cup / 450mL Glass mince cup / 150mL Glass ground bean cup



#### Parameter

Loading QTY	772PCS/20GP	1600PCS/40GP	1872PCS/40HQ
Gift box size	362x232x390(mm)	Master carton	739x479x410(mm)
Min order qty	1000pcs	Lead time	30-45days
QTY/CTN	4PCS	N,W	G,W 16KG 17KG

### HG-J23



- 220-240V/110-127V 50/60Hz 600W
- $\phi$ 75mm Large feeding tube
- Powerful motor with fan
- Speed setting: Pulse-Off-1-2
- 800mL dust-proof juice cup with foam separator
- 1500mL integrated slag body
- Built-in safety lock & overheat protection
- Non-slip rubber feet
- Visible lid
- Strong locking arm
- Dishwasher safe (except motor parts)

#### Parameter

Loading QTY	1290PCS/20GP	2628PCS/40GP	3180PCS/40HQ
Gift box size	230x230x380(mm)	Master carton	475x705x395(mm)
Min order qty	1000pcs	Lead time	30-45days
QTY/CTN	6 PCS	N,W	G,W 18,8KG 20KG

### HG-J25



- 220-240V/110-127V 50/60Hz 600W
- $\phi$ 75mm Large feeding tube
- Powerful motor with fan
- Speed setting: Pulse-Off-1-2
- 800mL dust-proof juice cup with foam separator
- 1500mL integrated slag body
- Built-in safety lock & overheat protection
- Non-slip rubber feet
- Visible lid
- Strong locking arm
- Dishwasher safe (except motor parts)

#### Parameter

Loading QTY	1290PCS/20GP	2628PCS/40GP	3180PCS/40HQ
Gift box size	230x230x380(mm)	Master carton	475x705x395(mm)
Min order qty	1000pcs	Lead time	30-45days
QTY/CTN	6 PCS	N,W	G,W 18,8KG 20KG

HG-J17C



- 220-240V/110-127V 50/60Hz 1500W
- ø85mm Large feeding tube
- Powerful motor with fan
- With LCD display panel, 5 Speed
- Stainless Steel juice outlet and filter
- 1000mL dust-proof juice cup with foam separator
- 2000mL pulp collector
- Built-in safety lock & overheat protection
- Non-slip rubber feet
- Dishwasher safe (except motor parts)
- Optional: 1000mL Glass mixing cup / 450mL Glass mince cup / 150mL Glass ground bean cup



Parameter

Loading QTY	1138PCS/40GP	1388PCS/40HQ			
Gift box size	430x270x390(mm)		Master carton	560x445x810 (mm)	
Min order qty	1000pcs		Lead time	30-45days	
QTY/CTN	4 PCS	N,W	26KG	G,W	27,3KG

HG-J18



- 220-240V/110-127V 50/60Hz 1500W
- ø85mm Large feeding tube
- Powerful motor with fan
- Full touch display
- Stainless Steel juice outlet and filter
- 150mL dust-proof juice cup with foam separator
- 2000mL pulp collector
- Built-in safety lock & overheat protection
- Non-slip rubber feet
- Visible lid
- Strong locking arm
- Dishwasher safe (except motor parts)
- Optional: 1000mL Glass mixing cup / 450mL Glass mince cup / 150mL Glass ground bean cup



Parameter

Loading QTY	1264PCS/40GP	1532PCS/40HQ			
Gift box size	375x240x455(mm)		Master carton	390x495x925(mm)	
Min order qty	1000pcs		Lead time	30-45days	
QTY/CTN	4 PCS	N,W	16KG	G,W	17KG

HG-J21



- 220-240V/110-127V 50/60Hz 1500W
- ø85mm Large feeding tube
- Powerful motor with fan
- Full touch display
- Stainless Steel juice outlet and filter
- 150mL dust-proof juice cup with foam separator
- 2000mL pulp collector
- Built-in safety lock & overheat protection
- Non-slip rubber feet
- Visible lid
- Strong locking arm
- Dishwasher safe (except motor parts)
- Optional: 1000mL Glass mixing cup / 450mL Glass mince cup / 150mL Glass ground bean cup



Parameter

Loading QTY	1264PCS/40GP	1532PCS/40HQ			
Gift box size	375x240x455(mm)		Master carton	390x495x925(mm)	
Min order qty	1000pcs		Lead time	30-45days	
QTY/CTN	4 PCS	N,W	16KG	G,W	17KG

HG-J19



- 220-240V/110-127V 50/60Hz 1500W
- ø85mm Large feeding tube
- Powerful motor with fan
- Full touch display
- Stainless Steel juice outlet and filter
- 150mL dust-proof juice cup with foam separator
- 2000mL pulp collector
- Built-in safety lock & overheat protection
- Non-slip rubber feet
- Visible lid
- Strong locking arm
- Dishwasher safe (except motor parts)
- Optional: 1000mL Glass mixing cup / 450mL Glass mince cup / 150mL Glass ground bean cup



Parameter

Loading QTY	1264PCS/40GP	1532PCS/40HQ			
Gift box size	375x240x455(mm)		Master carton	390x495x925 (mm)	
Min order qty	1000pcs		Lead time	30-45days	
QTY/CTN	4 PCS	N,W	16KG	G,W	17KG

HG-J20



- 220-240V/110-127V 50/60Hz 1500W
- ø85mm Large feeding tube
- Powerful motor with fan
- Full touch display
- Stainless Steel juice outlet and filter
- 150mL dust-proof juice cup with foam separator
- 2000mL pulp collector
- Built-in safety lock & overheat protection
- Non-slip rubber feet
- Visible lid
- Strong locking arm
- Dishwasher safe (except motor parts)
- Optional: 1000mL Glass mixing cup / 450mL Glass mince cup / 150mL Glass ground bean cup



Parameter

Loading QTY	1264PCS/40GP	1532PCS/40HQ			
Gift box size	375x240x455(mm)		Master carton	390x495x925(mm)	
Min order qty	1000pcs		Lead time	30-45days	
QTY/CTN	4 PCS	N,W	16KG	G,W	17KG



# COFFEE GRINDER >>>



BSCI FDA Reach UL CE CB FC LFGB ErP

## COFFEE GRINDER

### HG-C03



- 220-240V/110-127V 50/60Hz 200W
- AS transparent lid
- Stainless Steel housing
- 60g capacity grinding bowl
- 304 Stainless Steel grinding bowl
- 304 Stainless Steel blade
- Rinse the grinding bowl with water
- Built-in safety micro-switch
- Pulse control, push to start
- 65dB low noise
- 10s high-speed grinding
- Ideal for grinding coffee beans, nuts, herbs, grains, and spices.
- Dishwasher safe (except motor parts)

#### Parameter

Loading QTY	9192PCS/20GP	19056PCS/40GP	22344PCS/40HQ		
Gift box size	116x116x198(mm)	Master carton	483x365x413(mm)		
Min order qty	1000pcs	Lead time	30-45days		
QTY/CTN	24 PCS	N.W	14.5KG	G.W	15.5KG

### HG-C05



- 220-240V/110-127V 50/60Hz 200W
- AS transparent lid
- Stainless Steel housing
- 60g capacity grinding bowl
- 304 Stainless Steel grinding bowl
- 304 Stainless Steel blade
- Rinse the grinding bowl with water
- Built-in safety micro-switch
- Pulse control, push to start
- 65dB low noise
- 10s high-speed grinding
- Ideal for grinding coffee beans, nuts, herbs, grains, and spices.
- Dishwasher safe (except motor parts)

#### Parameter

Loading QTY	9192PCS/20GP	19056PCS/40GP	22344PCS/40HQ		
Gift box size	116x116x198(mm)	Master carton	483x365x413(mm)		
Min order qty	1000pcs	Lead time	30-45days		
QTY/CTN	24 PCS	N.W	14.5KG	G.W	15.5KG

### HG-C06



- 220-240V/110-127V 50/60Hz 200W
- AS transparent lid
- ABS main body
- 60g capacity grinding bowl
- 304 Stainless Steel grinding bowl
- 304 Stainless Steel blade
- Rinse the grinding bowl with water
- Built-in safety micro-switch
- Pulse control, push to start
- 65dB low noise
- 10s high-speed grinding
- Ideal for grinding coffee beans, nuts, herbs, grains, and spices.
- Dishwasher safe (except motor parts)
- Optional colors : White / Black

White Black

#### Parameter

Loading QTY	9192PCS/20GP	19056PCS/40GP	22344PCS/40HQ		
Gift box size	116x116x198(mm)	Master carton	483x365x413(mm)		
Min order qty	1000pcs	Lead time	30-45days		
QTY/CTN	24 PCS	N.W	14.5KG	G.W	15.5KG

### HG-C07



- 220-240V/110-127V 50/60Hz 200W
- AS transparent lid
- Stainless Steel housing
- 80g capacity grinding bowl
- 304 Stainless Steel grinding bowl
- 304 Stainless Steel blade
- Rinse the grinding bowl with water
- Built-in safety micro-switch
- Pulse control, push to start
- 65dB low noise
- 10s high-speed grinding
- Ideal for grinding coffee beans, nuts, herbs, grains, and spices.
- Dishwasher safe (except motor parts)

#### Parameter

Loading QTY	9192PCS/20GP	19056PCS/40GP	22344PCS/40HQ		
Gift box size	116x116x198(mm)	Master carton	483x365x413(mm)		
Min order qty	1000pcs	Lead time	30-45days		
QTY/CTN	24 PCS	N.W	14.5KG	G.W	15.5KG

### HG-C01



- 220-240V/110-127V 50/60Hz 200W
- AS transparent lid
- Stainless Steel housing
- 80g capacity grinding bowl
- 304 Stainless Steel grinding bowl
- 304 Stainless Steel blade
- Rinse the grinding bowl with water
- Built-in safety micro-switch
- Pulse control, push to start
- 65dB low noise
- 10s high-speed grinding
- Ideal for grinding coffee beans, nuts, herbs, grains, and spices.
- Dishwasher safe (except motor parts)

#### Parameter

Loading QTY	9192PCS/20GP	19056PCS/40GP	22344PCS/40HQ		
Gift box size	116x116x198(mm)	Master carton	483x365x413(mm)		
Min order qty	1000pcs	Lead time	30-45days		
QTY/CTN	24 PCS	N.W	14.5KG	G.W	15.5KG

### HG-C02



- 220-240V/110-127V 50/60Hz 200W
- AS transparent lid
- Stainless Steel housing
- 80g capacity grinding bowl
- 304 Stainless Steel grinding bowl
- 304 Stainless Steel blade
- Rinse the grinding bowl with water
- Built-in safety micro-switch
- Pulse control, push to start
- 65dB low noise
- 10s high-speed grinding
- Ideal for grinding coffee beans, nuts, herbs, grains, and spices.
- Dishwasher safe (except motor parts)

#### Parameter

Loading QTY	9192PCS/20GP	19056PCS/40GP	22344PCS/40HQ		
Gift box size	116x116x198(mm)	Master carton	483x365x413(mm)		
Min order qty	1000pcs	Lead time	30-45days		
QTY/CTN	24 PCS	N.W	14.5KG	G.W	15.5KG

# Coffee Grinder

## CX-701

Stainless steel jar  
Stainless steel blades  
**One speed**  
Capacity: 50 gram beans  
Anti-slip rubber feet



### CX-702

Stainless steel jar  
Stainless steel blades  
**One speed**  
Anti-slip rubber feet



### CX-703

ABS body  
**One speed**  
Stainless steel jar  
Stainless steel blades  
Anti-slip rubber feet



### CX-705

Aluminum alloy body  
**One speed**  
Stainless steel jar  
Stainless steel blades  
Anti-slip rubber feet



### CX-705-1

Aluminum alloy body  
**One speed**  
Stainless steel jar  
Stainless steel blades  
Anti-slip rubber feet  
50 Gram beans  
SS body



### CX-706

ABS body  
**One speed**  
Stainless steel jar  
Stainless steel blades  
Anti-slip rubber feet



### CX-708

ABS body  
**One speed**  
Stainless steel jar  
Stainless steel blades  
Anti-slip rubber feet



### CX-709

ABS body  
**One speed**  
Stainless steel jar  
Stainless steel blades  
Anti-slip rubber feet

Model	Capacity	Power	Loading quantity
CX-701	50 Gram beans	150W	20Ft/8352pcs, 40GP/17328pcs, 40HQ/20304pcs 24pcs/Ctn, N.W.: 15.05kg, G.W.: 18.7kg, Carton size: 48*36*46.5cm
CX-702	50 Gram beans	150W	20Ft/9480pcs, 40GP/19656pcs, 40HQ/23040pcs 24pcs/Ctn, N.W.: 16.3kg, G.W.: 18.3kg, Carton size: 46*35*44cm
CX-703	50 Gram beans	150W	20Ft/11340pcs, 40GP/23480pcs, 40HQ/27520pcs 20pcs/Carton, N.W.: 10.5KG, G.W.: 13.1KG, Carton size: 53*23*40.5cm
CX-705	50 Gram beans	150W	20Ft/11340pcs, 40GP/23480pcs, 40HQ/27520pcs 24pcs/Carton, N.W.: 11.5KG, G.W.: 13.8KG, Carton size: 53*23*38cm
CX-706	50 Gram beans	150W	20Ft/11340pcs, 40GP/23480pcs, 40HQ/27520pcs 20pcs/Carton, N.W.: 11.7kg, G.W.: 12.0kg, Carton size: 53*23*38cm
CX-708	80 Gram beans	150W	20Ft/11340pcs, 40GP/23480pcs, 40HQ/27520pcs 20pcs/Carton, N.W.: 10.7kg, G.W.: 13.3kg, Carton size: 53*25*40.5cm
CX-709	100 Gram beans	200W	20Ft/9480pcs, 40GP/19660pcs, 40HQ/23040pcs 24pcs/Carton, N.W.: 14kg, G.W.: 16.4kg, Carton size: 57.5*23.5*43.7cm
CX-705-1	50 Gram beans	150W	20Ft/11960pcs, 40GP/24780pcs, 40HQ/29040pcs 20pcs/Carton, N.W.: 11.2KG, G.W.: 13.8KG, Carton size: 52*22.5*40cm

Coffee Grinder Series



Let every cup  
has a different taste



Coarse  fine



**MM-319**

- ▼ Power: 200 / 300W for option
- ▼ Plastic housing
- ▼ Removable grinding cup
- ▼ Timing knob for 5-30s
- ▼ Capacity: 80g
- ▼ 4 pins stainless steel blade



**MM-320**

- ▼ Power: 200 / 300W for option
- ▼ Plastic housing
- ▼ Removable grinding cup
- ▼ Timing knob for 5-30s
- ▼ Capacity: 80g
- ▼ 4 pins stainless steel blade



**MM-318**

- ▼ Power: 200W / 300W for option
- ▼ Stainless Steel housing
- ▼ Removable grinding cup
- ▼ One speed press button
- ▼ Capacity: 80g
- ▼ 4 pins stainless steel blade



**MM-311 Plastic housing**

- ▼ Power: 150W / 250W for option
- ▼ One speed press button
- ▼ Capacity: 60g

## Coffee Grinder Series



### MM-313 Stainless steel housing

- ▼ Power: 150W /250W for option
- ▼ One speed press button
- ▼ Capacity: 60g



### MM-312

- ▼ Power: 150W /250W for option
- ▼ Plastic housing
- ▼ One speed press button
- ▼ Capacity: 60g



### MM-315

- ▼ Power: 150W /250W for option
- ▼ Stainless steel housing
- ▼ One speed press button
- ▼ Capacity: 60g



### MM-316

- ▼ Power: 150W /250W for option
- ▼ Stainless steel housing
- ▼ One speed press button
- ▼ Capacity: 60g



### MM-317

- ▼ Power: 250W
- ▼ Stainless steel housing
- ▼ One speed press button
- ▼ Capacity: 120g



### MM-309

- ▼ Power: 150W
- ▼ Plastic housing
- ▼ One speed press button
- ▼ Capacity: 60g

It's up to you to decide your unique coffee flavor.





### CX-6670 ○●

- ABS housing
- 5 speed with turbo function
- 3.5L Automatic rotating bowl**
- 2pcs beater
- 2pcs dough hooks
- Efficient cooling system

Power	Loading quantity
250-300W	20Ft/1398pcs, 40GP/2898pcs, 40HQ/3396pcs 6pcs/Ctn, N.W.:13.38kg, G.W.:15.6kg Carton size: 76.5*33.3*47.2cm



### CX-6666 ○●●

- ABS housing
- 5 speed with turbo function
- 3.5L Automatic rotating bowl**
- 2pcs beater
- 2pcs dough hooks
- 1pcs bowl cover
- Efficient cooling system

Power	Loading quantity
250-300W	20Ft/1362pcs, 40GP/2820pcs, 40HQ/3312pcs 6pcs/Ctn, N.W.: 13.5kg, G.W.: 16kg Carton size: 77*34*47cm



ABS housing  
 5 speed with turbo function  
**3.0L Automatic rotating bowl**  
 2pcs beater  
 2pcs dough hooks  
 Efficient cooling system

Power	Loading quantity
250-300W	20Ft/1428 pcs, 40GP/2970 pcs, 40HQ/3480 pcs 6 pcs/Ctn, N.W.: 14kg, G.W.: 14.5kg Carton size: 71*33*50 cm



## CX-6662

ABS housing  
 5 speed with turbo function  
**3.5L Automatic rotating bowl**  
 2pcs beater  
 2pcs dough hooks  
 Efficient cooling system

Power	Loading quantity
250-300W	20Ft/1536 pcs, 40GP/3180 pcs, 40HQ/3738 pcs 6 pcs/Ctn, N.W.: 13.2kg, G.W.: 15.9kg Carton size: 71*32.7*47cm



## CX-6652

ABS housing+SS decorative  
 5 speed with turbo function  
**3.5L Automatic rotating bowl**  
 2pcs beater  
 2pcs dough hooks  
 Efficient cooling system

Power	Loading quantity
250-300W	20Ft/1536 pcs, 40GP/3192 pcs, 40HQ/3738 pcs 6 pcs/Ctn, N.W.: 13.2kg, G.W.: 16.2kg Carton size: 70.5*33*47.2cm

## CX-6608

ABS housing+SS decorative  
 5 speed with turbo function  
**3.0L Automatic rotating bowl**  
 2pcs beater  
 2pcs dough hooks  
 Efficient cooling system

Power	Loading quantity
250-300W	20Ft/1428 pcs, 40GP/2970 pcs, 40HQ/3480 pcs 6 pcs/Ctn, N.W.: 14kg, G.W.: 14.5kg Carton size: 71*33*50 cm



## CX-6620S/CX-6620

ABS housing  
 7 speed  
 Beater Ejection button  
**2.5L stainless steel bowl**  
 2pcs beater  
 2pcs dough hooks  
 Efficient cooling system



Power	Loading quantity
100-150W	20Ft/2580 pcs, 40GP/5352 pcs, 40HQ/6276 pcs 12 pcs/Ctn, N.W.: 12kg, G.W.: 16 kg Carton size: 58.5*55*40.5cm

## CX-6683

ABS housing  
 5 speed  
 Beater Ejection button  
**3.0L stainless steel bowl**  
 2pcs beater  
 2pcs dough hooks  
 Beater Ejection button  
 Efficient cooling system



Power	Loading quantity
150-200W	20Ft/1866 pcs, 40GP/3864 pcs, 40HQ/4530 pcs 6 pcs/Ctn, N.W.: 9.3kg, G.W.: 11.52kg Carton size: 66*32*44cm

# DC Motor Hand Mixer

## CX-6682

6 speed with turbo

digital display

Power:300W

Abs Housing

Ejection Button

Loading quantity:

7008/20Ft, 14544/40GP, 17040/40HQ

16pcs/Ctn, N.W.: 9.5kg, G.W.: 11.6kg

Carton size: 41.4\*41\*37.5cm

Color size: 20\*9.8\*18cm



# Hand Mixer

## CX-6629

- ABS housing
- Stainless steel bowl
- 5 speed with turbo function
- Beater Ejection button
- Efficient cooling system



## CX-6651

- ABS housing
- Stainless steel bowl
- 5 speed with turbo function
- Beater ejection button
- Efficient cooling system

## CX-6661

- ABS housing
- 5 speed with turbo function
- Beater ejection button
- Efficient cooling system



Model	Power	Accessories	Loading quantity
CX-6629	200-250W	2pcs dough hooks 2pcs egg beater	20Ft/4928pcs, 40GP/10240pcs, 40HQ/12000pcs 16pcs/Ctn, N.W.:17.6kg, G.W.:21.2kg Carton size: 53*41. 2*41.5cm
CX-6651	250-300W	2pcs dough hooks 2pcs egg beater	20Ft/7040pcs, 40GP/12800pcs, 40HQ/15104pcs 16pcs/Ctn, N.W.:17.9kg, G.W.:20.3kg Carton size: 42. 5*36. 3*41.2cm
CX-6661	250-300W	2pcs dough hooks 2pcs egg beater	20Ft/7040pcs, 40GP/12800pcs, 40HQ/15104pcs 16pcs/Ctn, N.W.:16kg, G.W.:19.2kg Carton size: 42.5*36.3*41.2cm



## CX-6669

ABS housing  
5 speed with turbo function  
Efficient cooling system

## CX-6676

ABS housing  
5 speed with turbo function  
Beater Ejection button  
Efficient cooling system

## CX-6658

ABS housing  
5 speed with turbo function  
Beater Ejection button  
Efficient cooling system

## CX-6603

ABS housing  
5 speed with turbo function  
Beater Ejection button  
Efficient cooling system

Model	Power	Accessories	Loading quantity
CX-6669	250-300W	2pcs dough hooks 2pcs egg beater	20Ft/4928pcs, 40GP/10240pcs, 40HQ/12000pcs 16pcs/Ctn, N.W.:17.6kg, G.W.:21.2kg Carton size: 53*41. 2*41.5cm
CX-6603	150-200W	2pcs dough hooks 2pcs egg beater	20Ft/8016pcs, 40GP/16632pcs, 40HQ/19512pcs 24pcs/Ctn, N.W.:18.0kg, G.W.:20.16kg Carton size: 62*42.7*31.6cm
CX-6676	250-300W	2pcs dough hooks 2pcs egg beater	20Ft/6752pcs, 40GP/14000pcs, 40HQ/16416pcs 6pcs/Ctn, N.W.:13.2kg, G.W.:15.3kg Carton size: 46*44.3*32.5cm
CX-6658	250-300W	2pcs dough hooks 2pcs egg beater	20Ft/6128pcs, 40GP/12704pcs, 40HQ/14896pcs 16pcs/Ctn, N.W.:15.6kg, G.W.:18.4kg Carton size: 44*41.5*40cm

## CX-6606

ABS housing+SS decorative  
5 speed with turbo function  
2pcs beater  
2pcs dough hooks  
Efficient cooling system



## CX-6686

ABS housing  
5 speed with turbo function  
Beater Ejection button  
Efficient cooling system



## CX-6605

ABS housing  
5 speed with turbo function  
Beater Ejection button  
Efficient cooling system



Model	Power	Accessories	Loading quantity
CX-6606	250-300W	2pcs dough hooks 2pcs egg beater	20Ft/8320pcs, 40GF/17248pcs, 40HQ/20208pcs 16pcs/Ctn, N.W.:17.6kg, G.W.:21.2kg Carton size:41.5*36*36 cm
CX-6686	250-300W	2pcs dough hooks 2pcs egg beater	20Ft/8320pcs, 40GF/17248pcs, 40HQ/20208pcs 16pcs/Ctn, N.W.:17.6kg, G.W.:21.2kg Carton size:41.5*36*36 cm
CX-6605	200-250W	2pcs dough hooks 2pcs egg beater	20Ft/8960pcs, 40GF/18560pcs, 40HQ/21760pcs 16pcs/Ctn, N.W.:13.2kg, G.W.:15.3kg Carton size:41.5*36*33.5 cm

# Accessories

## Beaters

Iron plating/SUS304  
Length:160MM/197MM



## Beaters

Iron plating/SUS304  
Length:168MM



## Square beater

Iron plating/SUS304  
Length:195MM



## Whisk

Iron plating/SUS304  
Length:175MM/190MM



## Lantern beater

Iron plating/SUS304  
Length:165MM



## Beaters

Iron plating/SUS304  
Length:190MM/202MM



## Dough Hooks

Iron plating/SUS304  
Length:160MM/168MM/190MM  
197MM/202MM/204MM



## 5515#

Motor:100-120W




## 5520#

Motor:150-200W




## 5525#

Motor:200-250W



## 5530#

Motor:250-300W



## 5535#

Motor:300-350W



## DC motor



# Portable Coffee machine



**Model Number:KF-JN-02**

Portable Coffee Machine  
 Product Size: 83.5(H) x 245.5(D) mm  
 Water Tank Capacity: 60mL  
 Coffee Cup Capacity: 150mL  
 Working Voltage: 12V  
 Power: 72W  
 Pump Pressure: 20Bar  
 Battery Type: 18650 Lithium Battery / 2500mAh \* 3pcs  
 Charging Voltage: 5V/2A  
 Charging Current: 1.5A  
 Heating Time: 5 minutes / 86°C  
 Material: ABS + 304 Stainless Steel + PA/GF  
 Packaging: Coffee Machine + Color Box + Cleaning Brush + Measuring Spoon + User Manual + Charging Cable

<b>Product Size(mm)</b>	<b>83.8*83.8*245.4</b>
Colorbox size (mm)	90*90*271
Carton size(mm)	470*470*295
1*20GP(pcs)	12500
1*40GP(pcs)	25000
40HQ(pcs)	28125



# Hot and cold. All in one machine.

## Hot/cold water for all kinds of drinking

Click to display battery level  
When adding cold water, double-click to enter the water boiling mode, and the coffee will be extracted automatically after boiling.  
Add cold/hot water and press and hold for 2 seconds to extract coffee directly.

- Add cold water**  
Double click to enter Heated Extraction Mode  
(display light blinks orange)
- Add hot water**  
Press and hold for 2 seconds Enter direct extraction mode  
(Indicator light blinking green)
- Add cold water**  
Press and hold for 2 seconds Enter direct extraction mode  
(Indicator light blinking green)



Portable electric espresso machine

# Portable Coffee maker



Mobile cafe, coffee powder/capsule (large cup)/capsule (small cup) triple use

Enjoy coffee anytime, anywhere



The ubiquitous coffee experience

# Portable Espresso Machine

Advanced mini espresso machine makes espresso easier!

The upgraded version automatically heats the water and extracts the espresso at the push of a button.



Business premises



live at home



Mountaineering



Automotive



It's more than just a face

# lit. strength group

lit. strength group



Compact and portable



lit. one machine triple-use



one-touch start



Portable Car



Wireless heating



Easy to clean

# Accessory Assembly Procedure

Coffee capsule (large)



Coffee capsule (small cup)



Coffee powder



A full charge can  
Extraction = **50** times +



2500mAh\*3

# Portable Coffee machine

**Model Number:KF-JN-03**

Portable Coffee Machine  
 Product Size: 83.5(H) x 245.5(D) mm  
 Water Tank Capacity: 80mL  
 Coffee Cup Capacity: 150mL  
 Working Voltage: 12V  
 Power: 72W  
 Pump Pressure: 20Bar  
 Battery Type: 18650 Lithium Battery / 2500mAh \* 3pcs  
 Charging Voltage: 5V/2A  
 Charging Current: 1.5A  
 Heating Time: 5 minutes / 90°C  
 Material: ABS + 304 Stainless Steel + PA/GF  
 Packaging: Coffee Machine + Color Box + Cleaning Brush + Measuring Spoon + User Manual + Charging Cable

<b>Product Size(mm)</b>	<b>76X76X253</b>
Colorbox size (mm)	83*83*278
Carton size(mm)	440*355*303
1*20GP(pcs)	12500
1*40GP(pcs)	25000
40HQ(pcs)	28125



# Portable Coffee machine

## Installation Steps



Big capsule holder



Small capsule holder



Coffee powder holder



Big capsule



Small capsule



Coffee powder

### Big Capsule



### Small Capsule



### Coffee powder



# 3 in 1 Multifunctional Capsule Machine

Coffee capsule (large cup)



Coffee capsule (small cup)



Coffee powder



# Two buttons for easy operation



**Upper button**  
heat and then extract  
coffee  
(LED temperature display mode)



**Lower button**  
extract coffee directly  
(LED light into a countdown display)



# Why Choose Us



## KF-JN-03



✓ Maximum 50 extractions +

Real-time extraction



✓ Heating

Real-time heating



✓ Hands-free

Extraction Method



✓ 20Bar Concentrated Extraction

Gold pressure

## (sth. or sb) else



✗ Extract 10 to 15 cups



✗ Unheated



✗ Complicated operation



✗ Pressure point

# Multiple Charging Options



Car  
Charging



USB  
Charging



Power Bank  
Charging



Laptop  
Charging





# LED display

show heating temperature

show battery level



# New Key Patents and Selling Points

**1600W**

**LCD display**  
Upper line:  
1. Speed 01-09 for stepless variable control  
2. Speed 10 for Turbo button  
Lower line:  
Working time of motor.

**Stepless™**  
1. One button stepless control variable speed easily and smoothly.  
2. Turbo button is necessary for keeping the MAX speed of motor.

**Metal Motor Drivers**  
Long life using even connected incompletely.

**Metal motor drivers**

**Splash Control**  
technology

**Multi-function blades**  
Replaceable and removable blades

**Presspro®**  
The World's first slim retractable S.S stick with plastic scratch resistance blade

**Plastic scratch resistance guard**  
\*Plastic scratch resistance blade guard to protect your cookwares.

**Integratec®**

Real dish washer free!  
No planet gears in accessories as chopper, whisk and food processor.

**Quick & Easy to Clean**  
Simply Rinse or Immerse Accessories in Warm Water After Use

**Dishwasher Safe**

1. Heathy for ingredient, no mixture from the plate gears.  
2. Long life using.  
3. Easy to clean.

**Without Planet Gears**